

Gusset Plate

Three-hole corner plate reinforces right angle connections when additional strength is required.



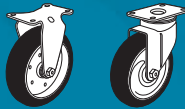
Slotted Strap

Used to reinforce slotted angle sections. Hole pattern exactly matches hole pattern in slotted angles. Available in 10' and 12' lengths. Pre-galvanized finish.

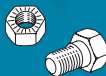


Casters—

Rigid and swivel designs for mobile equipment, with 3½" diameter hard rubber wheels. Casters are 4¾" high, with mounting plate holes on 3" centers to match angle hole pattern. Each caster is load-rated at 225 lbs.



Serrated Nuts & Bolts



PrimeAngle™ Slotted Angle System



Look for this icon to identify PrimeAngle applications throughout this brochure.

A complete support system that's versatile, economical, & easy to use.

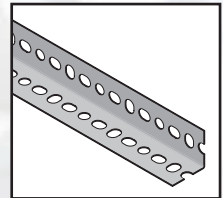
- No drilling, welding or special tools necessary.
- Fast, efficient bolt-together construction.
- Easy to change and adjust.
- Cost-saving reusable materials.

With its standard 10' and 12' lengths, three strengths and two finishes, this Slotted Angle System fills a wide range of support needs and requires only a 9/16" wrench for assembly. Available in pre-galvanized and acrylic green finishes.

PA-158 Light-Duty

(1⁵/₈" x 1⁵/₈" x 14 Ga.)

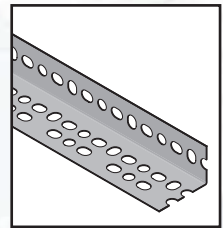
For those jobs where extra strength is not necessary. Ideal for light-duty shelving or racking.



PA-238 Medium Duty

(1⁵/₈" x 2³/₈" x 14 Ga.)

Perfect for the majority of framing needs, including shelving, racking, and electrical or mechanical support jobs.



PA-318 Heavy Duty

(1⁵/₈" x 3¹/₈" x 12 Ga.)

Suitable for balconies, ramps, large racks and shelving systems, as well as other structures with substantial load requirements.

